



Community Development Department

135 E Johnson Ave.
P.O. Box 1669
Chelan, Washington, 98816

(509)682-8017
Fax (509)682-8050

Downtown Master Plan Visual Preference Survey

1. The Visual Preference Survey Map breaks the downtown into three types of areas:
 - a. Area A- Historic Core
 - b. Area B- Commercial/ Mixed-use
 - c. Area C- Residential Area
2. This map corresponds with the Visual Preference Survey. The survey lists ten examples of different styles of buildings. Rate each type in relation to which area it is located in.
3. Return survey to City of Chelan City Hall at 135 E Johnson Ave, Chelan. Surveys may be mailed to PO BOX 1669 Chelan, WA 98816 or emailed to downtownmasterplan@cityofchelan.com.

**PLEASE TURN IN YOUR SURVEY BY JUNE 26, 2009.
THANK YOU FOR YOUR PARTICIPATION!**

Craig Gildroy
Planning Director

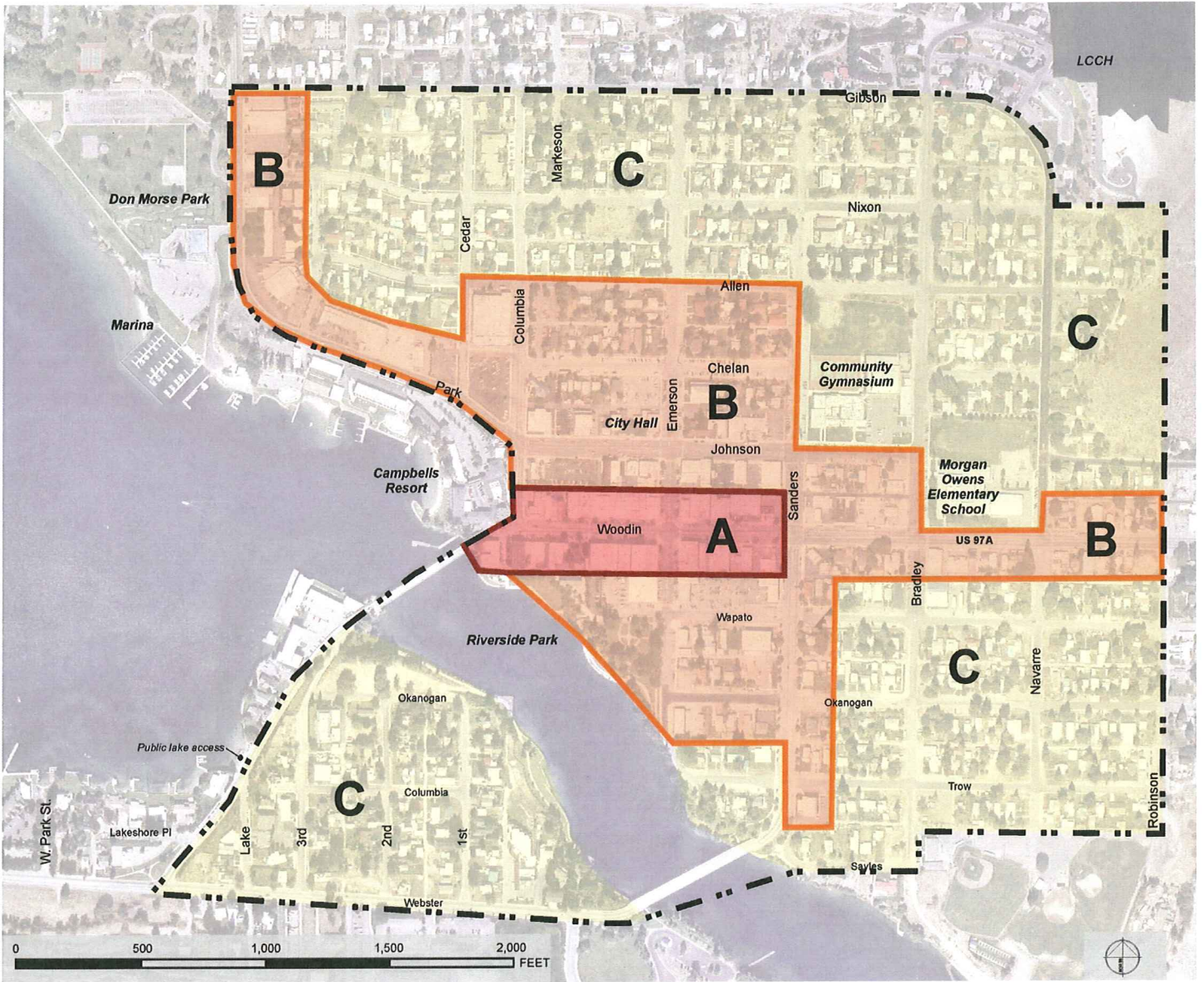
Agnes Kowacz
Assistant Planner

Ron Hanson
Building Official

Rob Jordan
Building Inspector
Code Enforcement Officer

Chelan Downtown Master Plan






Visual Preference Survey Map:



- Historic Core
- Commercial/ Mixed-use
- Residential Areas

Chelan Downtown Master Plan

Visual Preference Survey: Please rate the following images for their desirability in three different Sub-Areas.

Sub Areas Map Index	Historic Core A	Commercial/ Mixed-Use B	Residential Areas C	Comments:
 <p>1</p> <p>Row-houses with storefront cafe on corner</p>	5 Great! 4 OK 3 Neutral 2 Not great 1 No Way!	5 Great! 4 OK 3 Neutral 2 Not great 1 No Way!	5 Great! 4 OK 3 Neutral 2 Not great 1 No Way!	
 <p>2</p> <p>Four-story mixed-use building with pitched roof</p>	5 Great! 4 OK 3 Neutral 2 Not great 1 No Way!	5 Great! 4 OK 3 Neutral 2 Not great 1 No Way!		
 <p>3</p> <p>Multi-tenant retail building</p>	5 Great! 4 OK 3 Neutral 2 Not great 1 No Way!	5 Great! 4 OK 3 Neutral 2 Not great 1 No Way!		
 <p>4</p> <p>Multi-tenant retail building</p>	5 Great! 4 OK 3 Neutral 2 Not great 1 No Way!	5 Great! 4 OK 3 Neutral 2 Not great 1 No Way!		
 <p>5</p> <p>Medium scale retail building</p>	5 Great! 4 OK 3 Neutral 2 Not great 1 No Way!	5 Great! 4 OK 3 Neutral 2 Not great 1 No Way!		



6
Storefront building with metal siding and pitched roof



7
Multi-family buildings, 4-story



8
Townhouses



9
Multi-family building, 2-story



10
Single Family

Sub Areas Map Index	Historic Core A	Commercial/ Mixed-USE B	Residential Areas C	Comments:
	5 Great! 4 OK 3 Neutral 2 Not great 1 No Way!	5 Great! 4 OK 3 Neutral 2 Not great 1 No Way!		
		5 Great! 4 OK 3 Neutral 2 Not great 1 No Way!	5 Great! 4 OK 3 Neutral 2 Not great 1 No Way!	
		5 Great! 4 OK 3 Neutral 2 Not great 1 No Way!	5 Great! 4 OK 3 Neutral 2 Not great 1 No Way!	
		5 Great! 4 OK 3 Neutral 2 Not great 1 No Way!	5 Great! 4 OK 3 Neutral 2 Not great 1 No Way!	
		5 Great! 4 OK 3 Neutral 2 Not great 1 No Way!	5 Great! 4 OK 3 Neutral 2 Not great 1 No Way!	